



FEATURES

- Universal 85 - 264VAC or 120 - 373VDC Input voltage
- Operating ambient temperature range: -30°C ~ +70°C
- High efficiency, high reliability and long lifetime
- LED indicator for power on
- Output short circuit, over-current, over-voltage protection
- Withstand 300VAC surge input for 5s
- High I/O isolation test voltage up to 3000VAC
- Safety according to IEC/EN/UL62368, EN60335, GB4943
- Emissions compliant to CISPR32/EN55032 CLASS B
- Withstand 5G vibration test
- Operating altitude up to 5000m

This LM35-10Dxx series of power converter design features dual output versions, which can independently supply 2 different loads in the system. The products can be used in harsh working environments with an ambient temperature range from -30° C to +70° C, without the need of a fan for further heat dissipation. In addition, the converters EMC immunity performance meets the requirements of IEC61000 standard and meet emission standard CISPR32/EN55032, class B without any external components, thus providing excellent EMC protection. The products also meet IEC/EN/UL62368/EN60335/GB4943 safety standards. The converters integrate a variety of protection features and offer a high-performance to low-cost ratio providing the best power solution for a variety of industries such as industrial control equipment, instrumentation and smart home and building equipment application.

Selection Guide

Certification	Part No.	Output Power	Nominal Output Voltage and Current		Working Current Range*		Efficiency* (%) Typ.	Max. Capacitive Load (μF)	
			Vo1/Io1	Vo2/Io2	Io1	Io2		Vo1	Vo2
CE (Pending of UL)	LM35-10D0512-10	32W	+5V/4.0A	+12V/1.0A	0.4-5.0A	0.1-1.5A	81	4000	1000
	LM35-10D0524-10	35W	+5V/2.2A	+24V/1.0A	0.22-4.0A	0.1-1.3A	83	2200	1000

Note: 1.* Working current range: If any one of the 3 outputs arrive at the maximum current, the total output power cannot exceed the rated power and working time < 3s.
2.* The typical efficiency tested under input voltage at 230VAC.

Input Specifications





Item	Operating Conditions	Min.	Typ.	Max.	Unit
Input Voltage Range	AC input	85	--	264	VAC
	DC input	120	--	373	VDC
Input Frequency		47	--	63	Hz
Input Current	115VAC	--	--	0.75	A
	230VAC	--	--	0.5	
Inrush Current	115VAC	--	30	--	
	230VAC	--	50	--	
leakage current	240VAC	<2.0mA			
Hot Plug		Unavailable			

Output Specifications

Item	Operating Conditions	Min.	Typ.	Max.	Unit		
Output Voltage Accuracy	Full load range	Vo1	--	±2.0	--	%	
		Vo2	LM35-10D0512-10	--	±8.0		--
			LM35-10D0524-10	-4.0	--		+8.0
Line Regulation	Full load	Vo1	--	±0.5	--	%	
		Vo2	LM35-10D0512-10	--	±1.5		--
			LM35-10D0524-10	--	±1.5		--
Load Regulation	10% - 100% load (Balanced load)	Vo1	--	±0.5	--	%	
		Vo2	LM35-10D0512-10	--	±5.0		--

			LM35-10D0524-10	--	±5.0	--	
Ripple & Noise*	20MHz bandwidth (peak-peak value)	Vo1		--	80	--	mV
		Vo2	LM35-10D0512-10	--	150	--	
			LM35-10D0524-10	--	150	--	
Temperature Coefficient				--	±0.03	--	%/°C
Voltage Adjustable Range (Vo1) *	Rated input voltage			4.75	--	5.50	VDC
Start-up Delay Time	Rated input voltage			--	--	2.0	S
Output Voltage Rise Time	The output Vo1/Vo2 rise time from 10%Vo to 90%Vo at rated voltage 115V/60Hz & 230V/50Hz, rated output load, ambient temperature			--	--	30	mS
Hold-up Time	115VAC			--	5	--	
	230VAC			--	30	--	
Minimum Load				Refer to the working current range			
Short Circuit Protection	Recovery time <5s after the short circuit disappear			Hiccup, continuous, self-recovery			
Over-current Protection	2 outputs with equal-scale load			110%-220%Io, self-recovery			
Over-voltage Protection				5.75VDC ≤ Vo1 ≤ 6.75VDC, output clamped			
Note: 1.*The "Tip and barrel method" is used for ripple and noise test, (47uF electrolytic capacitor and 104 ceramic capacitor) please refer to AC-DC Converter Application Notes for specific information. 2.*When Vo1 working in the adjustable range, the output power please refer to power derating curve and should not be exceed the rated output power.							

General Specifications

Item	Operating Conditions		Min.	Typ.	Max.	Unit
Isolation Voltage	Output-Output	Electric Strength Test for 1min, leakage current <10mA	500	--	--	VDC
	Input - Output		3000	--	--	VAC
	Input - 		2000	--	--	
	Output - 		500	--	--	
Insulation Resistance	Input - Output	At 500VDC	100	--	--	MΩ
	Input - 		100	--	--	
	Output - 		100	--	--	
Operating Temperature	Refer to derating curve		-30	--	+70	°C
Storage Temperature			-40	--	+85	
Storage Humidity	Non-condensing		10	--	95	%RH
Power Derating	Input voltage derating	85VAC - 115VAC	0.667	--	--	%VAC
		115VAC - 264VAC	0	--	--	
		120VDC - 160VDC	0.5	--	--	%VDC
		160VDC - 373VDC	0	--	--	
	Operating temperature derating	+50°C ~ +70°C	2.5	--	--	%/°C
Safety Standard			Meet IEC/EN/UL62368, EN60335, GB4943			
Safety Class			CLASS I			
MTBF	MIL-HDBK-217F@25°C		>300,000 h			

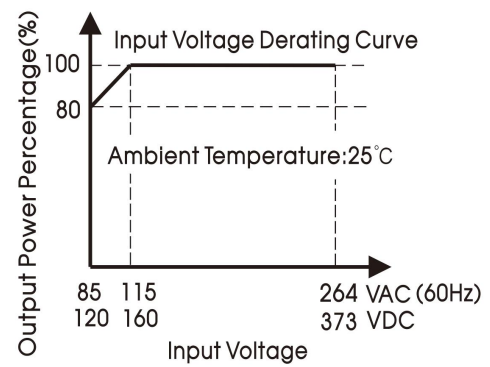
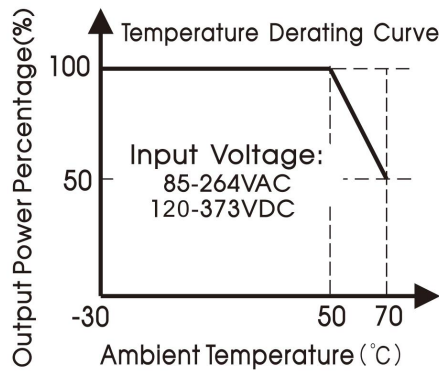
Physical Specifications

Case Material	Metal (AL1100, SGCC)
Dimension	99.00 x 97.00 x 30.00 mm
Weight	210g (Typ.)
Cooling Method	Free air convection

EMC Specifications

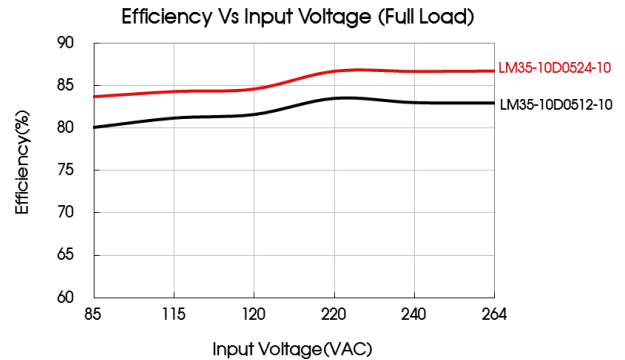
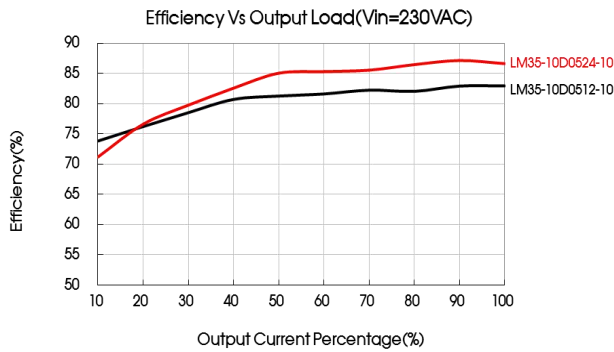
Emissions	CE	CISPR32/EN55032 CLASS B	
	RE	CISPR32/EN55032 CLASS B	
	Harmonic current	IEC/EN61000-3-2 CLASS A	
Immunity	ESD	IEC/EN61000-4-2 Contact $\pm 6\text{KV}$ /Air $\pm 8\text{KV}$	Perf. Criteria A
	RS	IEC/EN61000-4-3 10V/m	perf. Criteria A
	EFT	IEC/EN61000-4-4 $\pm 2\text{KV}$	perf. Criteria A
	Surge	IEC/EN 61000-4-5 Line to Line $\pm 2\text{KV}$ /Line to Ground $\pm 4\text{KV}$	perf. Criteria A
	CS	IEC/EN61000-4-6 10 Vr.m.s	perf. Criteria A
	Voltage dips, short interruptions and voltage variations immunity	IEC/EN61000-4-11 0%,70%	perf. Criteria B

Product Characteristic Curve

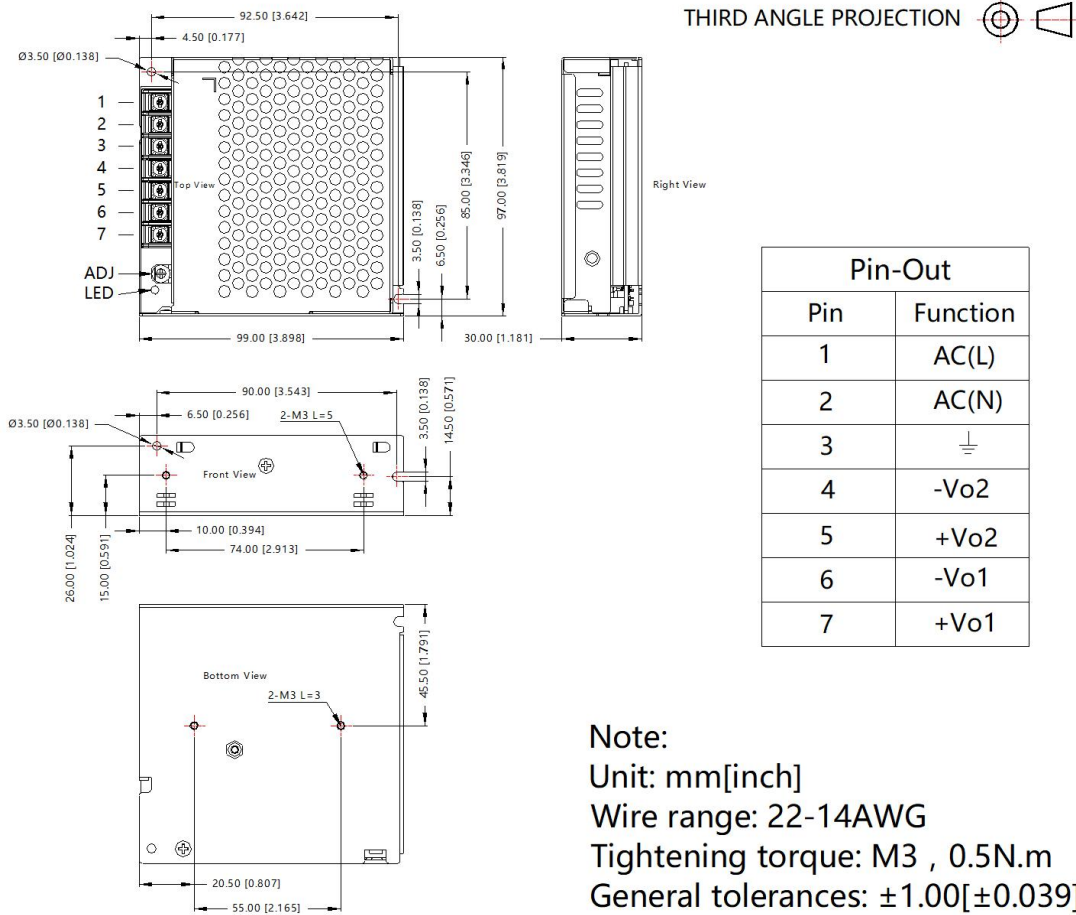


Note: ① With an input voltage between 85 -115VAC and a DC input between 120-160VDC the output power must be derated as per the temperature derating curves;

② This product is suitable for applications using natural air cooling; for applications in closed environment please consult Mornsun FAE.



Dimensions and Recommended Layout



Note:

- For additional information on Product Packaging please refer to www.mornsun-power.com. Packaging bag number: 58220066;
- Unless otherwise specified, parameters in this datasheet were measured under the conditions of $T_a=25^{\circ}\text{C}$, humidity<75%RH with nominal input voltage and rated output load;
- The ambient temperature derating of $5^{\circ}\text{C}/1000\text{m}$ is needed for operating altitude greater than 2000m;
- All index testing methods in this datasheet are based on our company corporate standards;
- In order to improve the efficiency at high input voltage, there will be audible noise generated, but it does not affect product performance and reliability;
- We can provide product customization service, please contact our technicians directly for specific information;
- Products are related to laws and regulations: see "Features" and "EMC";
- The out case needs to be connected to PE of system when the terminal equipment in operating;
- Our products shall be classified according to ISO14001 and related environmental laws and regulations, and shall be handled by qualified units.
- The power supply is considered a component which will be installed into a final equipment. All EMC tests should be confirmed with the final equipment. Please consult our FAE for EMC test operation instructions.

Mornsun Guangzhou Science & Technology Co., Ltd.

Address: No. 5, Kehui St. 1, Kehui Development Center, Science Ave., Guangzhou Science City, Huangpu District, Guangzhou, P. R. China
Tel: 86-20-38601850 Fax: 86-20-38601272 E-mail: info@mornsun.cn www.mornsun-power.com