

Wirewound Ferrite Beads 0805AF (2012)



- Higher performance than other surface mount ferrite beads in the market
- High impedance across wide bandwidth; up to GHz band
- Extremely low DCR for high current applications
- Ferrite construction and heavy gauge wire for high current handling
- Eliminates high frequency noise in power supplies or RF signal isolation applications

Part number ¹	Inductance ² ±5% (µH)	Impedance typ (Ohms)		SRF typ ³ (MHz)	DCR max ⁴ (Ohms)	Irms ⁵ (mA)	Color code ⁶
		100 MHz	900 MHz				
0805AF-111XJR_	0.11 @ 7.9 MHz	65.61	793.1	1260	0.05	940	Brown
0805AF-681XJR_	0.68 @ 7.9 MHz	387.3	2451	425	0.30	660	Orange
0805AF-102XJR_	1.0 @ 7.9 MHz	637.6	1441	355	0.39	650	Yellow
0805AF-122XJR_	1.2 @ 7.9 MHz	772.2	1423	375	0.64	440	Brown
0805AF-152XJR_	1.5 @ 7.9 MHz	942.3	1519	285	0.74	390	Green
0805AF-182XJR_	1.8 @ 7.9 MHz	1153	1515	300	0.98	370	Blue
0805AF-222XJR_	2.2 @ 7.9 MHz	7069	674.5	105	0.98	350	Brown
0805AF-272XJR_	2.7 @ 7.9 MHz	2807	26.14	100	1.16	320	Violet
0805AF-332XJR_	3.3 @ 7.9 MHz	6180	414.9	85	1.20	330	Gray
0805AF-472XJR_	4.7 @ 7.9 MHz	1259	641.9	55	1.50	280	Black
0805AF-682XJR_	6.8 @ 7.9 MHz	1092	1010	37	1.90	240	Brown
0805AF-103XJR_	10 @ 2.5 MHz	674.6	149.1	26	2.20	230	Red
0805AF-153XJR_	15 @ 2.5 MHz	485.4	283.3	20	4.25	150	Yellow
0805AF-223XJR_	22 @ 2.5 MHz	695.7	541.6	21	6.70	120	Green

1. When ordering, please specify **termination** and **packaging** codes:

0805AF-103XJR_C

Termination: R = RoHS compliant matte tin over nickel over silver-platinum-glass frit.

Special order: **Q** = RoHS tin-silver-copper (95.5/4/0.5) or **P** = non-RoHS tin-lead (63/37).

Packaging: C = 7" machine-ready reel. EIA-481 embossed plastic tape (2000 parts per full reel). Quantities less than full reel available: in tape (not machine ready) or with leader and trailer (\$25 charge).

B = Less than full reel. In an effort to simplify our part numbering system, Coilcraft is eliminating the need for multiple packaging codes. When ordering, simply change the last letter of your part number from B to C

2. Inductance measured at 0.1 Vrms, using Coilcraft SMD-A fixture in Agilent/HP 4286A impedance analyzer with Coilcraft-provided correlation pieces.

3. SRF measured using Agilent/HP 8753D network analyzer with Coilcraft SMD-D test fixture.

4. DCR measured on Cambridge Technology Micro-ohmmeter.

5. Current that causes a 15°C temperature rise from 25°C ambient. This information is for reference only and does not represent absolute maximum ratings. [Click for temperature derating information.](#)

6. Each part is marked with a single dot. The color dots are not unique identifiers and correspond to multiple inductance values.

7. Electrical specifications at 25°C.

Refer to Doc 362 "Soldering Surface Mount Components" before soldering.

Core material Ferrite

Environmental RoHS compliant without exemption, halogen free

Terminations RoHS compliant matte tin over nickel over silver-platinum-glass frit. Other terminations available at additional cost.

Weight 16.7– 18.0 mg

Ambient temperature -40°C to +85°C with Irms current

Maximum part temperature +100°C (ambient + temp rise). [Derating.](#)

Storage temperature Component: -40°C to +100°C.

Tape and reel packaging: -40°C to +80°C

Resistance to soldering heat Max three 40 second reflows at +260°C, parts cooled to room temperature between cycles

Moisture Sensitivity Level (MSL) 1 (unlimited floor life at <30°C / 85% relative humidity)

Packaging 2000/7" reel; Plastic tape: 8 mm wide, 0.23 mm thick, 4 mm pocket spacing, 1.65 mm pocket depth

PCB washing Tested to MIL-STD-202 Method 215 plus an additional aqueous wash. See [Doc787_PCB_Washing.pdf](#).

S-Parameter files

ON OUR WEB SITE

SPICE models

ON OUR WEB SITE



www.coilcraft.com

US +1-847-639-6400 sales@coilcraft.com

UK +44-1236-730595 sales@coilcraft-europe.com

Taiwan +886-2-2264 3646 sales@coilcraft.com.tw

China +86-21-6218 8074 sales@coilcraft.com.cn

Singapore + 65-6484 8412 sales@coilcraft.com.sg

Document 1472-1 Revised 12/01/21

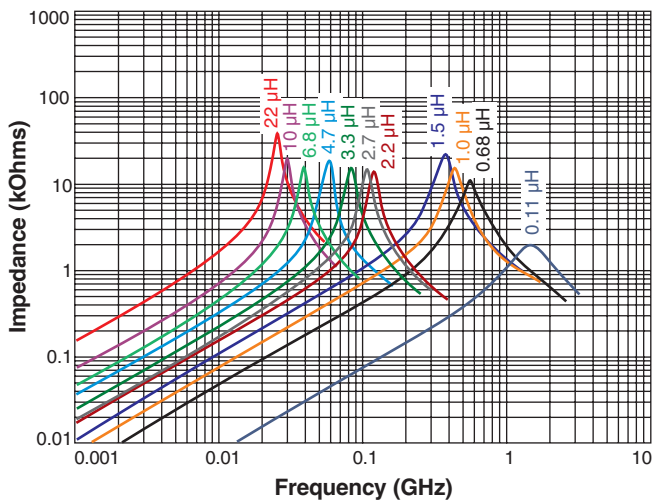
© Coilcraft Inc. 2021

This product may not be used in medical or high risk applications without prior Coilcraft approval. Specification subject to change without notice. Please check web site for latest information.

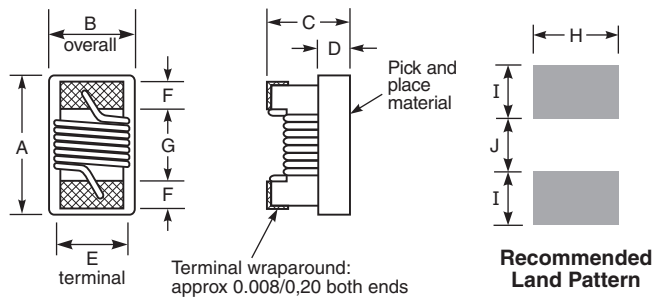
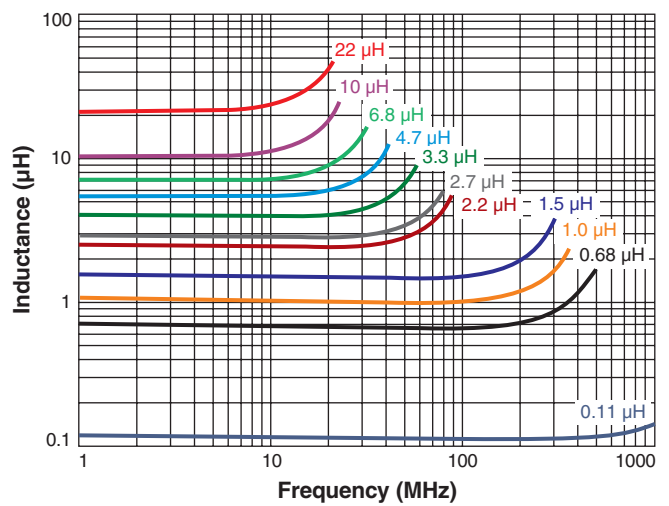


Wirewound Ferrite Beads – 0805AF Series

Typical Impedance vs Frequency



Typical L vs Frequency



A	B	C	D	E	F	G	H	I	J
max	max	max	ref						
0.090	0.068	0.060	0.020	0.050	0.016	0.040	0.070	0.040	0.030
2,29	1,73	1,52	0,51	1,27	0,41	1,02	1,78	1,02	0,76

Note: Height dimension (C) is before optional solder application. For maximum height dimension including solder, add 0.006 in / 0,152 mm.



US +1-847-639-6400 sales@coilcraft.com
UK +44-1236-730595 sales@coilcraft-europe.com
Taiwan +886-2-2264 3646 sales@coilcraft.com.tw
China +86-21-6218 8074 sales@coilcraft.com.cn
Singapore + 65-6484 8412 sales@coilcraft.com.sg

Document 1472-2 Revised 12/01/21
 © Coilcraft Inc. 2021
 This product may not be used in medical or high risk applications without prior Coilcraft approval. Specification subject to change without notice. Please check web site for latest information.